



2026 ECLIPSE CROSS ES S-AWC
4-DOOR SUV
1.5L DIRECT-INJECTION TURBO ENGINE

Manufacturer's Suggested Retail Price (MSRP): **\$29,398.00**

Standard Equipment

Optional Equipment and Other Items

SAFETY FEATURES

- 7 AIRBAGS
- TIRE PRESSURE MONITORING SYSTEM
- BRAKE OVERRIDE SYSTEM
- ELECTRONIC BRAKE-FORCE DIST.
- HILL START ASSIST
- FORWARD COLLISION MITIGATION (FCM)
- ACTIVE STABILITY CONTROL (ASC)
- REAR SEAT OCCUPANT ALERT

PERFORMANCE/HANDLING

- SUPER ALL-WHEEL CONTROL W/ DRIVE SELECTOR
- FOUR WHEEL DISC BRAKES
- 4-WHEEL INDEPENDENT SUSPENSION

COMFORT/CONVENIENCE

- AUTOMATIC CLIMATE CONTROL
- HEATED FRONT SEATS
- ANDROID AUTO® & APPLE CARPLAY
- SIRIUSXM SATELLITE RADIO W/3 MTHS COMPLIMENTARY SUBSCRIPTION
- REARVIEW CAMERA
- CRUISE CONTROL
- BLUETOOTH® CELLULAR INTERFACE
- REAR PRIVACY GLASS
- 4 SPEAKERS
- 6-WAY ADJUSTABLE DRIVER SEAT
- 60/40 SPLIT FOLD REAR SEATS
- DUAL VANITY MIRRORS
- 12V ACCESSORY OUTLET (2)
- FLOOR MATS

EXTERIOR FEATURES

- 18" ALLOY WHEELS
- AUTO HALOGEN HEADLIGHTS
- REAR ROOF SPOILER
- BODY-COLOUR SIDE-VIEW MIRRORS, & DOOR HANDLES
- BLACK WHEEL ARCH MOULDINGS
- LED REAR COMBINATION LIGHTS
- RAIN-SENSING WINDSHIELD WIPERS

METALLIC

\$150.00


PDI

\$250.00

Subtotal: **\$29,798.00**

Destination/Handling: **\$1,875.00**

Total MSRP: **\$31,673.00**



VIN : JA4ATUAA3TZ600807



Gasoline Vehicle
Véhicule à essence

Fuel Consumption / Consommation de carburant



9.3

combined/combinée

30 mi/gal

L/100 km

9.6

city
ville

8.9

highway
route

Annual fuel cost

for an annual distance of 20000 km, and an average fuel price of \$1.50 per litre

\$ 2 790

Coût annuel en carburant

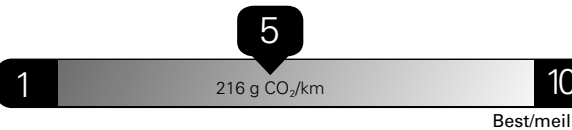
pour une distance annuelle de 20000 km, et un prix moyen du carburant de 1,50 \$ par litre

Small SUVs range from /
Les petits VUS font entre

1.9 - 16.8 L_e/100 km

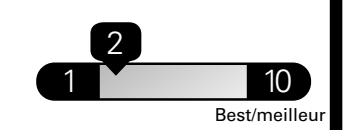
L_e is gasoline litre equivalent
L_e signifie litre équivalent d'essence

Carbon Dioxide Rating / Indice de dioxyde de carbone



Tailpipe emissions only / Émissions du tuyau d'échappement seulement

Smog Rating / Indice de Smog



Estimates are based on Government of Canada approved criteria and testing methods. Vehicle's actual fuel consumption will vary.

Estimations établies selon des méthodes d'essai et des critères approuvés par le gouvernement du Canada. La consommation de carburant réelle du véhicule variera.

For more information visit

vehicles.nrcan.gc.ca

Pour plus d'information visitez

vehicules.nrcan.gc.ca



**BEST
BACKED
CARS**
IN THE WORLD**



Year/160,000 km
Powertrain Ltd Warranty*



Year/100,000 km
New Vehicle Ltd Warranty*



Year/Unlimited km
Roadside Assistance*

MITSUBISHI MOTORS

* Whichever comes first. Regular maintenance not included. New Vehicle Limited Warranty covers most vehicle parts under normal use and maintenance. ** Best Backed claim based on competitors' information for 08/09 vehicles (Lancer Evolution and Ralliart excluded from Best Backed claim). See dealer or Mitsubishi-Motors.ca for Warranty and Roadside Assistance terms and conditions and other details. Important program restrictions apply and not all customers will qualify.